

MORE Tidbits

MARKET KNOWLEDGE IS POWER

Horse Racing & Casino Gambling



ROCK Commercial Real Estate publishes a weekly column entitled **MORE Tidbits** which takes national news, data and statistics that are relevant to real estate, business, and economics and gives the information a local Central Pennsylvania perspective.

Horse Racing & Casino Gambling



According to the **Pennsylvania Gaming Control Board** in 2015, "\$246 million in slot machine tax revenue was generated for the Pennsylvania Race Horse Development Fund. This revenue is utilized to significantly enhance purses, provide health and pension benefits for horsemen and assist horse breeding operations throughout the Commonwealth."

In the state of Pennsylvania, there are ten stand-alone and racetrack casinos in operation, along with two resort casinos. These facilities collectively employ over 17,000 people and generate an average of \$3.9 million per day in tax revenue from slot machine and table games play.

CASINO GAMBLING FROM CENTRAL PA HOUSEHOLDS

Over 275,000 households have gambled at a casino in the past 12 months throughout Central Pennsylvania counties.

From 2009 to 2015, there has been a decrease of 12.82% of households in Central PA who gambled at a casino. There has been a 1.8% decrease in casino gambling from Central PA households consecutively year-to-year from 2009 to 2015. From 2014 to 2015, there has been a

40% decrease in the number of employees throughout the gambling industry in Central PA (45% decrease from 2009 to 2015)

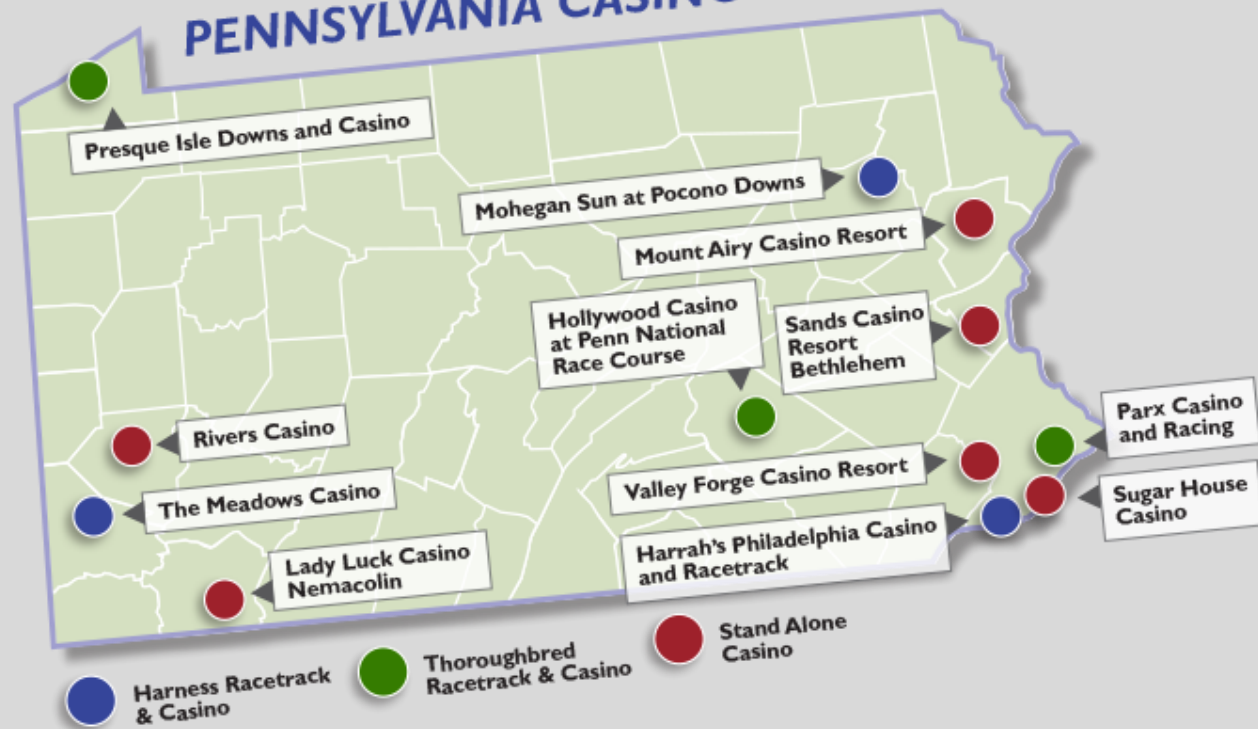
HORSE RACING & CASINO GAMBLING HIGHLIGHTS

- More than 77,000 Central PA households have watched a horse race on TV in the past 12 months
- More than 17,000 Central PA households gambled in Atlantic City during 2015 with a 12% decrease from 2009 to 2015
- 35,000 Central PA households gambled in Las Vegas during 2015 with a 13% decrease from 2009 to 2015
- 1.3% of Central PA households have participated in some form of online gambling. Statistics show that there has been a 21.6% decrease in this activity from 2010 to 2015 with a slight .15% increase from 2014 to 2015

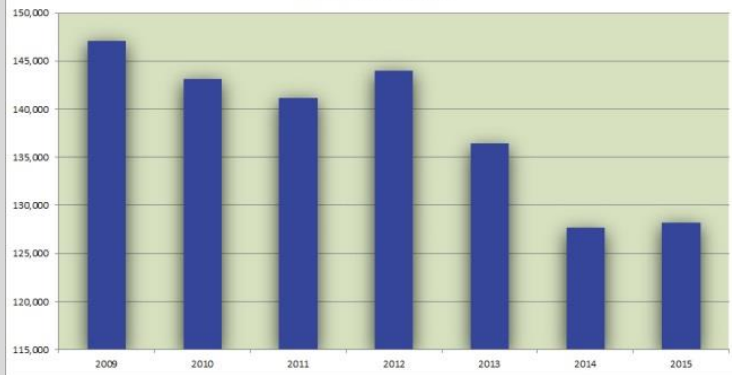
Horse Racing & Casino Gambling



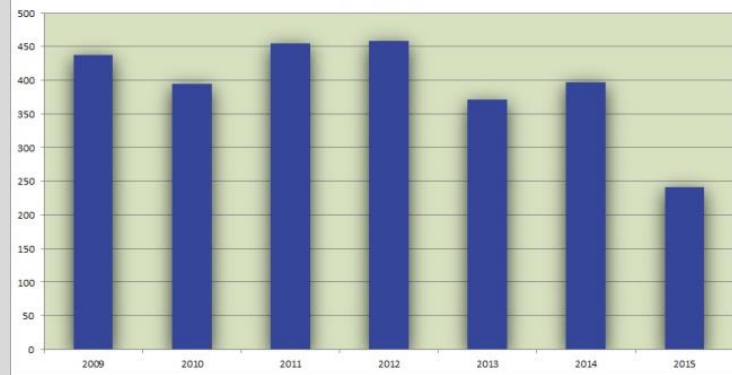
PENNSYLVANIA CASINO MAP



Gambled in a casino from 2009-2015
Central PA Households



Number of employees in gambling industry from 2009-2015
Central PA



The graph on the left above shows the total number of Central PA households who gambled in a casino from 2009 to 2015 while the graph on the right shows the total number of Central PA employees in the gambling industry during the same time frame.

HORSE RACE ATTENDANCE FROM CENTRAL PA HOUSEHOLDS

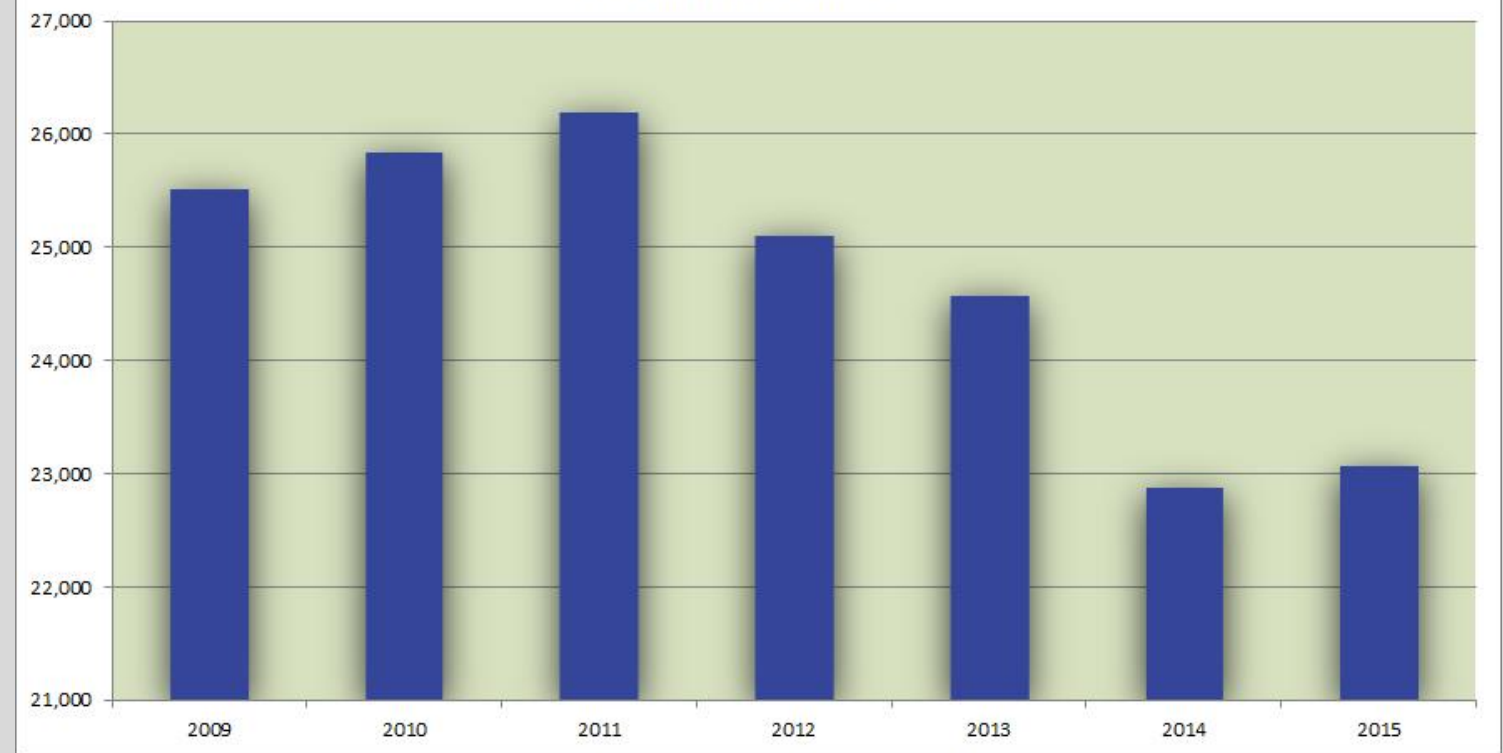
Nearly 48,000 Central PA households attended a horse race in the past 12 months (5% households in Central PA)

There has been a 1.5% decrease in attendance at horse races from Central PA households consecutively year-to-year from 2009 to 2015.

Despite the challenges facing the horse racing industry,

revenue generated from slot machine gaming continues to provide a positive impact on horse racing in Pennsylvania. Additional amenities and large events held at the casinos attract people who take advantage of surrounding hotels, retail shopping, concerts, spas and restaurants which are all available in addition to casino gaming. All of these amenities enhance the overall entertainment experience which attracts more people who would not otherwise visit the casinos.

Attended a horse race from 2009-2015 Central PA Households



The graph above shows the total number of households in Central PA who attended a horse race from 2009 to 2015



**BROKERAGE
ADVISORY**



**MANAGEMENT
SOLUTIONS**



**RESEARCH &
MAPPING**



**STRATEGIC
CONSULTING**



THINKING AHEAD. GETTING RESULTS.

717.854.5357 | www.RockRealEstate.net